

# ONLINE REGISTRATION INSTRUCTIONS

[www.illiniwest.org](http://www.illiniwest.org)

Parents & Students>PowerSchool>PowerSchool Log-in Click Here

The screenshot shows the website [www.illiniwest.org](http://www.illiniwest.org) in a browser window. The browser's address bar and tabs are visible at the top. The website has a blue header with navigation links: **Contact Us**, **Daily Announcements**, **District Calendar**, **Sports Schedules**, **Menus**, and **Webmail**. A search bar is located on the right side of the header. Below the header is a large banner featuring the school's logo, a horse head, and the text "Illini West High School" and "Home of the Chargers". Below the banner are five main content areas: **District**, **Athletics**, **Board of Education**, **Parents & Students**, and **General Information**. The **Parents & Students** section is highlighted with a blue arrow pointing to it from the text "Or HERE...". Below the **Parents & Students** section is a section titled "From the Desk of Mr. Gooding" with a paragraph of text and a "read more" link. At the bottom of the page, there is a section titled "Apply for a Charger Card Today" and a small advertisement for "SUPPORT OUR SCHOOLS" featuring a woman's face.

**Here...**

**Contact Us** Daily Announcements District Calendar Sports Schedules Menus Webmail

Looking for something?

**Illini West High School**  
*Home of the Chargers*

District	Athletics	Board of Education	Parents & Students	General Information
Compensation Info Contract Information Employee Handbook Employment Opportunities Finances FOIA Information Forms Links	Sports Schedules Sports Videos Transportation Schedule Driving Directions	Agendas & Minutes Board Members Meeting Dates Press Releases Public Notices School Board Policy	Calendar Guide Clubs/Organizations College and Careers Current News/Information Illinois E-Pay and School Registration KeyTrain Microsoft Certification	Classroom Sites Contact Us Staff Directory Daily Announcements Computer Labs Calendar's School Menus Archives

**Or HERE...**

**From the Desk of Mr. Gooding**

From the desk of Mr. Brad Gooding... Parents, just a few things to keep in mind as we finish the school year and begin next year. 2 nd Semester Finals for 2014-2015. Finals for 2 nd semester will be held on May 13 (Blue Day Finals) and 15 (Orange Day Finals) for all students. Teachers may review (they are not required to) on May 12 and May 14. Seniors that are exempt from finals this ... [read more](#)

**Apply for a Charger Card Today**

Support Your Schools with a School First Credit Card through First

**SUPPORT OUR SCHOOLS**  
Use your School First Credit Card



Power School

Sign up for the News Update.  
   
[more info](#)

HOME > PARENTS & STUDENTS > POWER SCHOOL >





November 06, 2012

[Power School Log-in Click Here](#)

- Current News/Information
- Illinois E-Pay and School Registration
- KeyTrain
- Microsoft Certification
- Miscellaneous Forms
- Power School**
- Registration Information
- Scholarships
- School First Credit Card

# Create Account



 PowerSchool

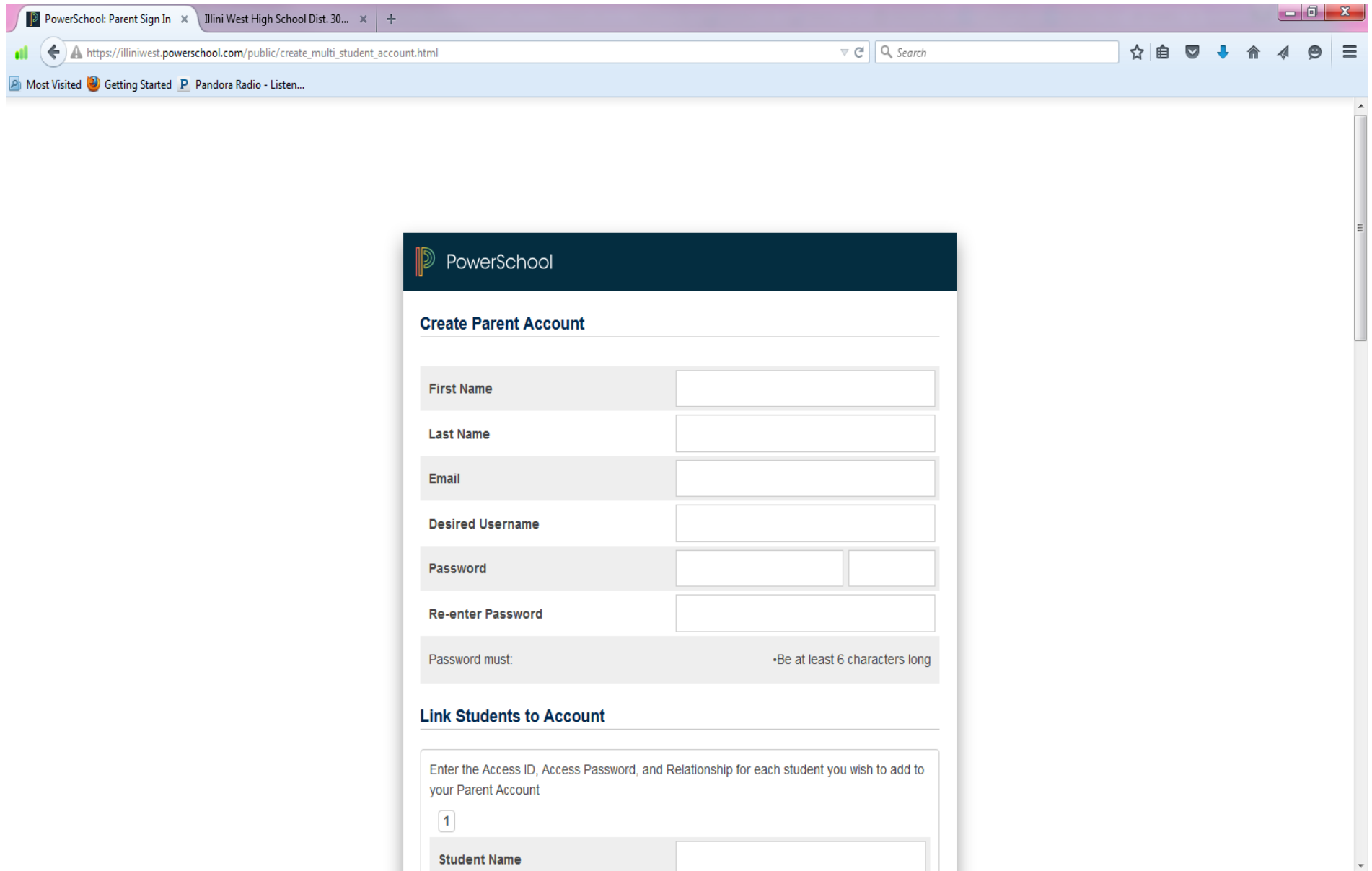
## Student and Parent Sign In

### Create an Account

Create a parent account that allows you to view all of your students with one account. You can also manage your account preferences. [Learn more.](#)

Create Account

# Create your own unique username & password



The screenshot shows a web browser window with the URL [https://illiniwest.powerschool.com/public/create\\_multi\\_student\\_account.html](https://illiniwest.powerschool.com/public/create_multi_student_account.html). The page title is "PowerSchool: Parent Sign In". The main content area is titled "Create Parent Account" and contains the following form fields:

- First Name
- Last Name
- Email
- Desired Username
- Password (split into two input boxes)
- Re-enter Password

Below the form fields, there is a section titled "Link Students to Account" with the instruction: "Enter the Access ID, Access Password, and Relationship for each student you wish to add to your Parent Account". This section includes a table with a header row and one data row:

	Student Name
1	

# Link Students to Account

**Access ID: (your Parent PowerSchool Username)**  
**Access Password: (your Parent PowerSchool password)**  
**You can link all of your children that attend Illini West High School**

The screenshot shows a web browser window with the URL [https://illiniwestpowerschool.com/public/create\\_multi\\_student\\_account.html](https://illiniwestpowerschool.com/public/create_multi_student_account.html). The page title is "Link Students to Account". Below the title, there is a instruction: "Enter the Access ID, Access Password, and Relationship for each student you wish to add to your Parent Account". The form consists of three numbered sections, each with four input fields: "Student Name", "Access ID", "Access Password", and "Relationship". The "Relationship" field is a dropdown menu with "-- Choose" as the selected option. The form is designed to allow parents to link multiple students to their account.

**Link Students to Account**

Enter the Access ID, Access Password, and Relationship for each student you wish to add to your Parent Account

1

Student Name

Access ID

Access Password

Relationship -- Choose

2

Student Name

Access ID

Access Password

Relationship -- Choose

3

Student Name

Access ID

Access Password

Relationship -- Choose

Once created your child's PowerSchool Parent Portal will open. The bottom left hand side of the screen click on InfoSnap Forms to complete your child's online registration.

The screenshot displays the PowerSchool Parent Portal interface. On the left is a navigation sidebar with links such as 'Grades and Attendance', 'Grade History', 'Attendance History', 'Email Notification', 'Teacher Comments', 'School Bulletin', 'Class Registration', 'Balance', 'My Calendars', 'School Information', 'Account Preferences', and 'InfoSnap Forms'. The main content area is titled 'Grades and Attendance: Daniels, James' and shows a table of attendance data.

Exp	Last Week					This Week					Course	Q1	Q2	S1	Q3	Q4	S2	Absences	Tardies
	M	T	W	T	F	M	T	W	T	F									
1(A)											Speech Lura, Colleen R - Rm: 115	B+	A-	A-	A-	B+	B+	0	0
2(A)											Individual Sports Swaney, Jim H - Rm: GymA	B-	A-	B				0	2
3(A-B)											French 2 Kyser, Kenneth - Rm: 209	A	A	A				0	3
4(A)											Beginning Acting Leier, Joshua P - Rm: AUD	A	A	A				0	0
1(B)											AP History Mitchell, Sean V - Rm: 300	B-	B-	B-	B	B	B	0	0
2(B)											Studio Art Derringer, Malcom B - Rm: 109	A-	B	B				0	0
4(B)											Journalism Hastings, Jacquelyn V - Rm: 217	B+	A	A-	A-	F	C+	0	0
Attendance Totals																		0	5

Current Simple GPA (S1): 3.4287

To access InfoSnap basic forms, a parent signs in to the PowerSchool School Parent Portal and clicks the easily accessible "InfoSnap Forms" link in the left hand navigation.

If you have any questions or concerns throughout the registration process please email: [RegistrationHelp@illiniwest.org](mailto:RegistrationHelp@illiniwest.org)

We will respond to your questions as quickly as possible.