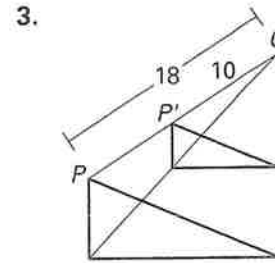
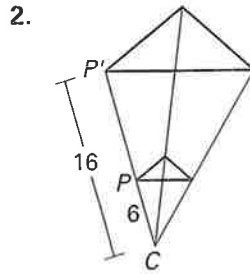
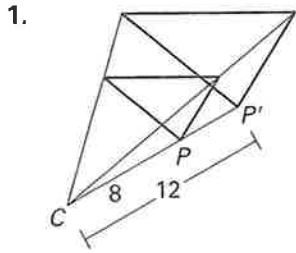


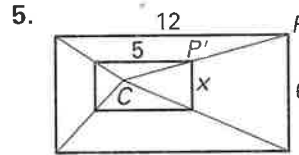
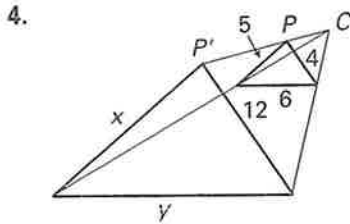
Practice B

For use with pages 506–513

Identify the dilation and find its scale factor.

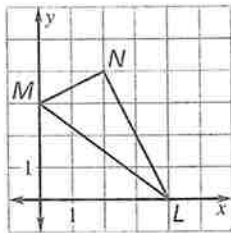


Identify the dilation, and find its scale factor. Then, find the values of the variables.

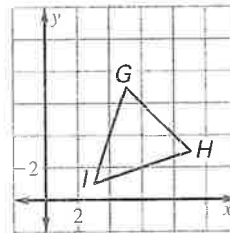


Use the origin as the center of the dilation and the given scale factor to find the coordinates of the vertices of the image of the polygon.

6. $k = 3$



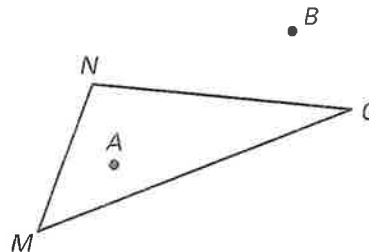
7. $k = \frac{1}{3}$



Copy $\triangle MNO$ and points A and B as shown. Then, use a straightedge and a compass to construct the dilation.

8. $k = 2$; Center at A

9. $k = \frac{1}{2}$; Center at B



10. An 8-inch by 10-inch photograph is being reduced by a scale factor of $\frac{3}{4}$. What are the dimensions of the new photograph?